


JINGLE AVAS 2.0

Universal Acoustic Signaler for electric / hybrid cars!



Designed by Paser, **JINGLE AVAS 2.0** is a real ACOUSTIC VEHICLE ALERTING SYSTEM, able to generate sound signals when the car is driving, warranting that pedestrians perceive its arrival.

From 1st July 2019 it is mandatory to equip electric / hybrid propulsion vehicles (new and already circulating) of an acoustic signaler: **JINGLE AVAS 2.0** is the solution!

Jingle AVAS 2.0
is compliant with Legislation
UN ECE 138 : 2016
of the European Commission

Kit contains:

PRODUCT CODE:

CF0061UNAV11



A

JINGLE AVAS 2.0 UNIT

B

PLUG&PLAY HARNESS

B



C

LED / STATUS BUTTON

C



D

SPEAKER

D



E

**GPS ANTENNA
(SUPPLIED ON REQUEST)**

E

AFRANT/GPSJINGLE



Installation

- + Installation is totally Plug&Play.
Connection of the module is on the OBD SOCKET
- + You only have to put the unit JINGLE AVAS 2.0 in a proper place
- + Once the wiring has been laid, fix the SPEAKER in front of the vehicle in a position that favors adequate sound emission
- + Fix the dedicated LED BUTTON in a place easily accessible to the driver (the button does not require fixing holes)



Power feeding:	+10/16 VDC
Consumption in sleep mode:	2,5 mA
Absorption with enable sound:	400mA
Temperature:	-20 / +75 °C
Sound emission:	about 80 dB

CE Mark

JINGLE AVAS 2.0:

default mode

**By default, module is set according to the requirements of the reference standard.
Default mode is based on the canbus protocols listed in the compatibility table (next page).
JINGLE AVAS 2.0 has a number of customizable options.**

- Automatic enabling at vehicles starting
- Reproduction of different tones according to vehicles different speed modes
- Automatico disabling over i 20Km/h
- Possibility of the user to enable/disable the system
- Sound level compliant with the legislation
- Function enabled also in reverse gear mode
- Unit upgradeable to new canBUS prtocols
- Waterproof speaker

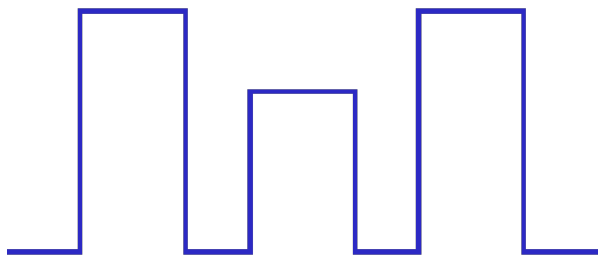


CAR COMPATIBILITY (default mode)


BRAND	MODEL	YEARS
Fiat	500	2015>
Mitsubishi	i-MiEV	2017
Nissan	e-NV200	2015
	Leaf	2018
PSA	iON	2017
	C0	2017
Renault	Kangoo ZE	2014
	Twizy	2015
	ZOE ZE	2013
Tesla	S 85D	2015>
Toyota	Auris Hybrid	2014>
	CH-R	2018>
	Prius	2006-2010
	Prius	2011>
	Prius Plus	2012>
	Yaris Hybrid	2016>
Volkswagen	Up!	2015

How does work JINGLE AVAS 2.0 if the car is not included in the compatibility list?

By default the module is set to work with the canbus of compatible vehicles, but if the vehicle is not listed, a simple setup can make it compatible with standard SAE-J2284 or ISO 15765 OBD diagnosis protocol.



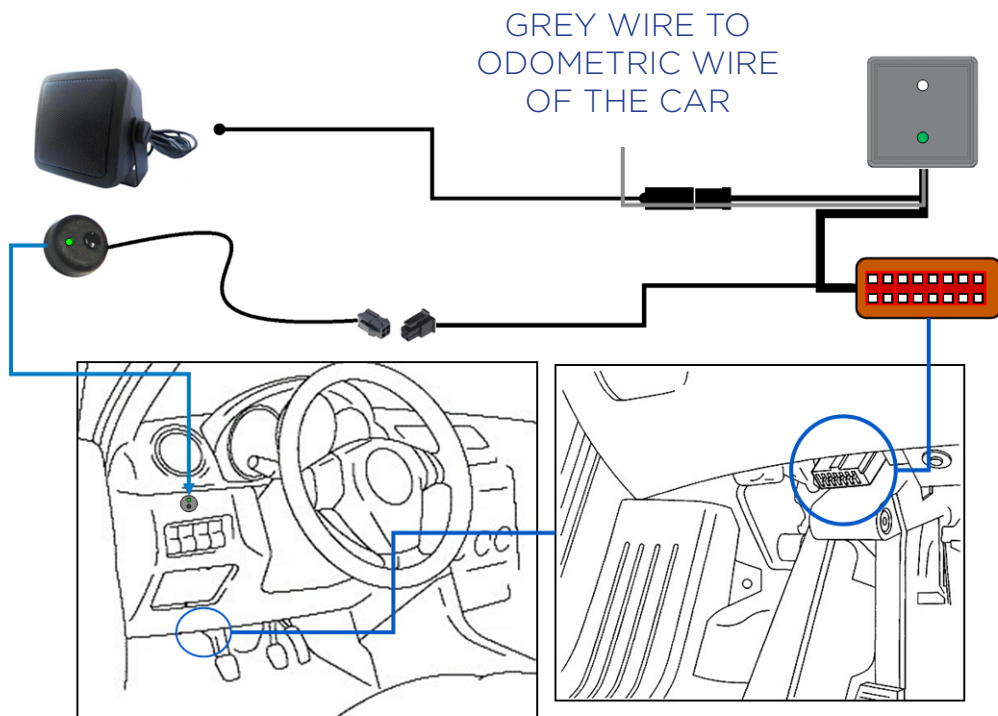
DIAGNOSIS PROTOCOLS



How does work JINGLE AVAS 2.0 if the diagnosis protocol is not available?

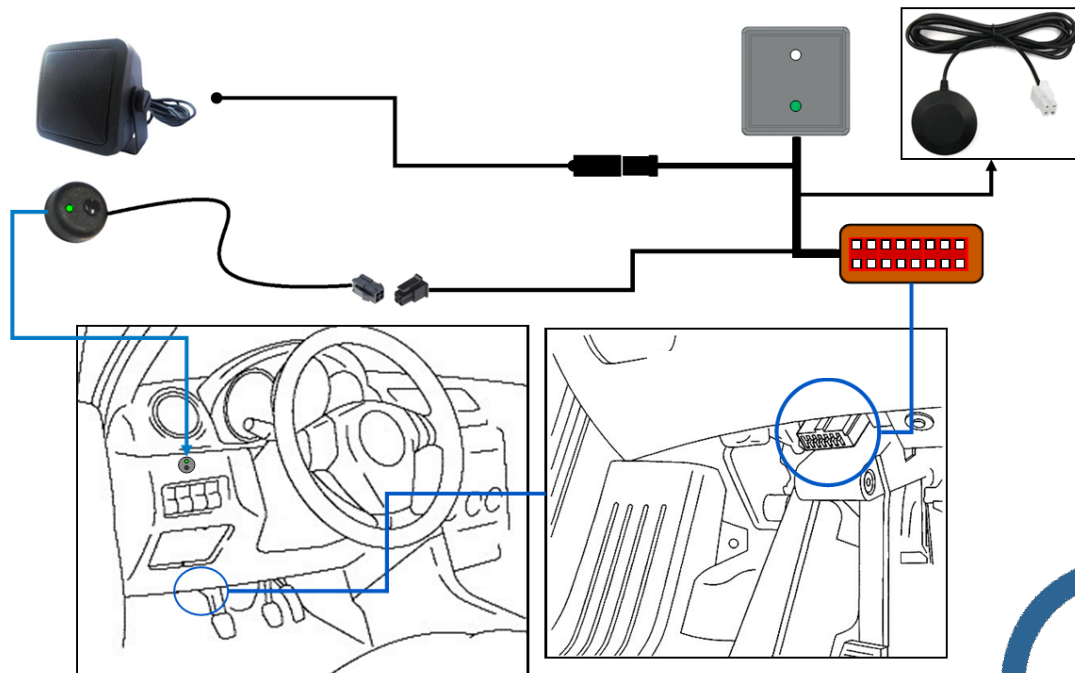
If the vehicle does not have a diagnostic canbus protocol and it is not even compatible according to the list, the unit can be set to work with the vehicle's speedpulse (odometric) wire.

in this case, identify the vehicle odometer wire and connect it to the odometric input of the module.



How does work JINGLE AVAS 2.0 **with speedpulse wire?**

If the vehicle is not listed in the compatibility list, nor compatible with the diagnostic canbus and it is not equipped with and odometer wire, you can use the module by connecting it to the GPS Paser antenna (supplied separately).



Use suggestions:

- + Enabled device: **FIXED GREEN LED**
- + Device sounding: **BLINKING GREEN LED**
- + Disabled device: **OFF LED**
- + Over than 20Km/h LED will pass from **BLINKING LED to FIXED LED**



WARNING!

In compliance with European Legislation, module will be enabled automatically at each start of the vehicle.



Strada per Poirino, 29
Villanova d'Asti - AT - 14019 - Italy



Tel. +39 0141 947694



Fax: +39 0141 946000



Email: paser@paser.it



www.paser.it