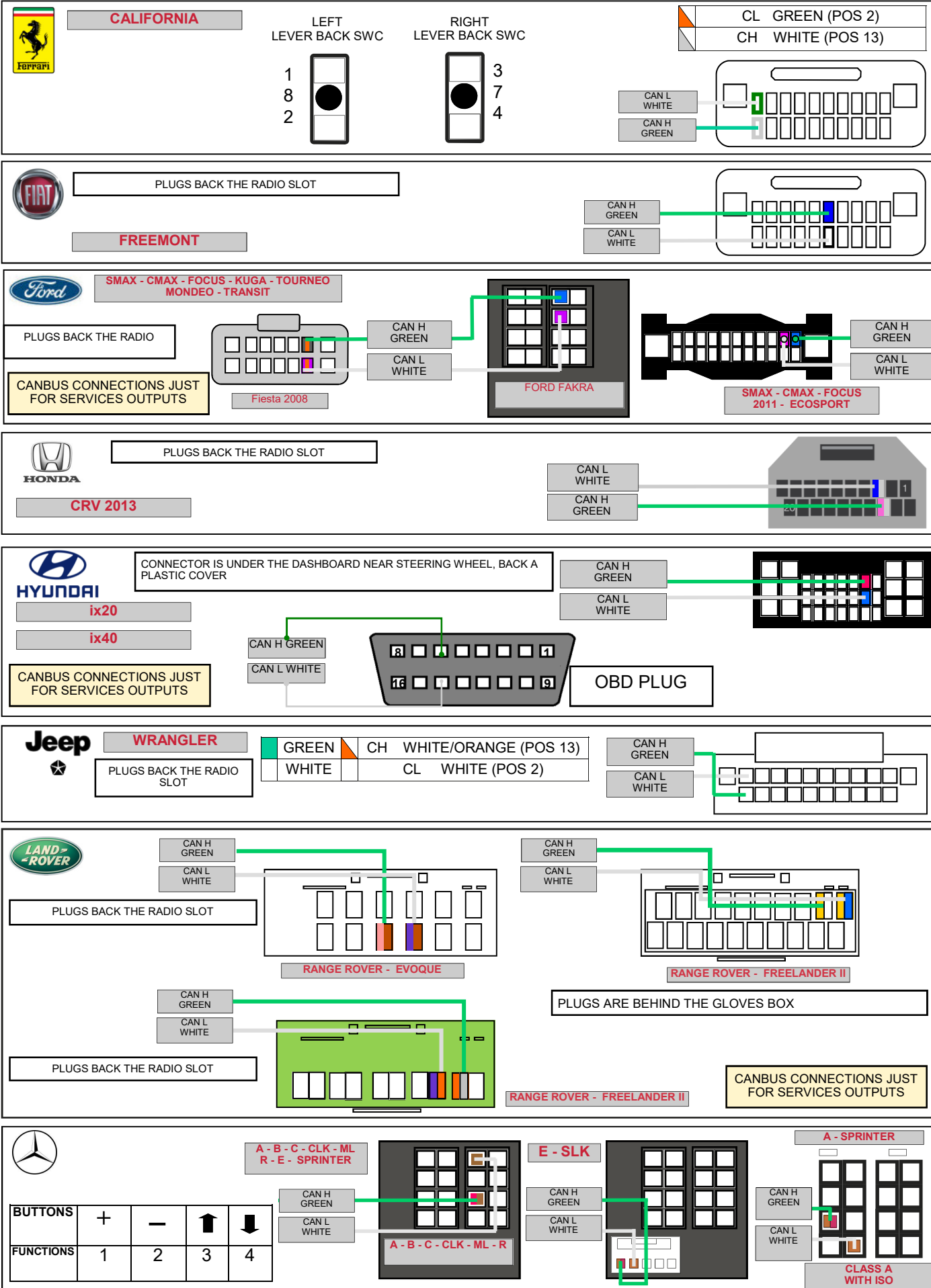


CANBUS	UNICO DUAL CONNECTIONS (CONNECTOR VIEW WIRES OUTPUT) DO NOT CONNECT THE WIRES NOT MENTIONED IN THE DIAGRAMS																		
<table border="1" style="width: 100%; border-collapse: collapse; text-align: center;"> <tr> <th>BUTTONS</th> <td>+</td> <td>-</td> <td>▲</td> <td>▼</td> <td>▲</td> <td>▼</td> <td>⚡</td> <td>SCR</td> </tr> <tr> <th>FUNCTIONS</th> <td>1</td> <td>2</td> <td>3</td> <td>4</td> <td>6</td> <td>5</td> <td>8</td> <td>7</td> </tr> </table> <div style="display: flex; justify-content: space-around;"> <div style="border: 1px solid black; padding: 2px; text-align: center;"> ALFA ROMEO MITO (UCONNECT) GIULIETTA (UCONNECT) </div> <div style="border: 1px solid black; padding: 2px; text-align: center;"> FIAT 500L - PANDA (UCONNECT) - TIPO </div> </div> <div style="border: 1px solid black; padding: 2px; text-align: center; margin-top: 5px;"> FERRARI CALIFORNIA T </div>	BUTTONS	+	-	▲	▼	▲	▼	⚡	SCR	FUNCTIONS	1	2	3	4	6	5	8	7	<div style="display: flex; justify-content: space-between; margin-bottom: 10px;"> <div style="width: 45%;"> <div style="border: 1px solid black; padding: 2px; text-align: center; margin-bottom: 5px;"> ALFA ROMEO 159 - BRERA - SPIDER - MITO </div> <div style="border: 1px solid black; padding: 2px; text-align: center;"> LANCIA YPSILON - DELTA </div> </div> <div style="width: 45%;"> <div style="border: 1px solid black; padding: 2px; text-align: center; margin-bottom: 5px;"> GRANDE PUNTO IDEA - CROMA - STILO - BRAVO - 500 </div> <div style="border: 1px solid black; padding: 2px; text-align: center;"> FERRARI 599 </div> </div> </div> <div style="margin-bottom: 10px;"> <div style="border: 1px solid black; padding: 2px; text-align: center; margin-bottom: 5px;"> IVECO DAILY 2019 </div> </div> <div style="display: flex; justify-content: space-between;"> <div style="width: 45%;"> <div style="border: 1px solid black; padding: 2px; text-align: center; margin-bottom: 5px;"> CAN H GREEN </div> <div style="border: 1px solid black; padding: 2px; text-align: center;"> CAN L WHITE </div> </div> <div style="width: 50%;"> </div> </div> <div style="border: 1px solid black; padding: 2px; text-align: center; margin-top: 10px;"> PLUGS BACK THE RADIO SLOT </div>
BUTTONS	+	-	▲	▼	▲	▼	⚡	SCR											
FUNCTIONS	1	2	3	4	6	5	8	7											
<div style="border: 1px solid black; padding: 2px; text-align: center; margin-bottom: 10px;"> AUDI A3 A4 A5 A6 TT Q7 </div> <table border="1" style="width: 100%; border-collapse: collapse; text-align: center;"> <tr> <th>BUTTONS</th> <td>+</td> <td>-</td> <td>▲</td> <td>▼</td> </tr> <tr> <th>FUNCTIONS</th> <td>1</td> <td>2</td> <td>3</td> <td>4</td> </tr> </table> <div style="border: 1px solid black; padding: 2px; text-align: center;"> AUDI A1 Q3 </div>	BUTTONS	+	-	▲	▼	FUNCTIONS	1	2	3	4	<div style="display: flex; justify-content: space-between; margin-bottom: 10px;"> <div style="width: 45%;"> <div style="border: 1px solid black; padding: 2px; text-align: center; margin-bottom: 5px;"> CAN H GREEN </div> <div style="border: 1px solid black; padding: 2px; text-align: center;"> CAN L WHITE </div> </div> <div style="width: 50%;"> </div> </div> <div style="border: 1px solid black; padding: 2px; text-align: center; margin-top: 10px;"> PLUGS BACK THE RADIO SLOT </div>								
BUTTONS	+	-	▲	▼															
FUNCTIONS	1	2	3	4															
<div style="border: 1px solid black; padding: 2px; text-align: center; margin-bottom: 10px;"> SERIES 1 3 5 SERIE 5 GT 2010 </div> <table border="1" style="width: 100%; border-collapse: collapse; text-align: center;"> <tr> <th>BUTTONS</th> <td>+</td> <td>-</td> <td>▲</td> <td>▼</td> </tr> <tr> <th>FUNCTIONS</th> <td>1</td> <td>2</td> <td>3</td> <td>4</td> </tr> </table>	BUTTONS	+	-	▲	▼	FUNCTIONS	1	2	3	4	<div style="display: flex; justify-content: space-between; margin-bottom: 10px;"> <div style="width: 45%;"> <div style="border: 1px solid black; padding: 2px; text-align: center; margin-bottom: 5px;"> CAN H GREEN </div> <div style="border: 1px solid black; padding: 2px; text-align: center;"> CAN L WHITE </div> </div> <div style="width: 50%;"> </div> </div>								
BUTTONS	+	-	▲	▼															
FUNCTIONS	1	2	3	4															
<div style="border: 1px solid black; padding: 2px; text-align: center; margin-bottom: 10px;"> FAKRA C2 - C3 - C4 207 - 307 - 407 - 508 </div> <table border="1" style="width: 100%; border-collapse: collapse; text-align: center;"> <tr> <th>BUTTONS</th> <th>VOL +</th> <th>VOL -</th> <th>◀</th> <th>▶</th> <th>ROT ▲</th> <th>ROT ▼</th> <th>VOL + & -</th> <th>MODE</th> </tr> <tr> <th>FUNCTIONS</th> <td>1</td> <td>2</td> <td>4</td> <td>3</td> <td>6</td> <td>5</td> <td>8</td> <td>7</td> </tr> </table>	BUTTONS	VOL +	VOL -	◀	▶	ROT ▲	ROT ▼	VOL + & -	MODE	FUNCTIONS	1	2	4	3	6	5	8	7	<div style="display: flex; justify-content: space-between; margin-bottom: 10px;"> <div style="width: 45%;"> <div style="border: 1px solid black; padding: 2px; text-align: center; margin-bottom: 5px;"> CAN H GREEN </div> <div style="border: 1px solid black; padding: 2px; text-align: center;"> CAN L WHITE </div> </div> <div style="width: 50%;"> </div> </div>
BUTTONS	VOL +	VOL -	◀	▶	ROT ▲	ROT ▼	VOL + & -	MODE											
FUNCTIONS	1	2	4	3	6	5	8	7											
<div style="border: 1px solid black; padding: 2px; text-align: center; margin-bottom: 10px;"> CH ORANGE/WHITE (POS 5) CL WHITE (POS 6) </div> <div style="display: flex; justify-content: space-around; margin-bottom: 10px;"> <div style="text-align: center;"> LEFT LEVER BEHIND ST. WHEEL </div> <div style="text-align: center;"> RIGHT LEVER BEHIND ST. WHEEL </div> </div> <div style="display: flex; justify-content: space-around; margin-bottom: 10px;"> <div style="text-align: center;"> 4 7 3 </div> <div style="text-align: center;"> 1 8 2 </div> </div> <div style="display: flex; justify-content: space-between; margin-bottom: 10px;"> <div style="width: 45%;"> <div style="border: 1px solid black; padding: 2px; text-align: center;"> CL ORANGE/WHITE (POS 2) CH GREYWHITE (POS 13) </div> </div> <div style="width: 50%;"> </div> </div>	<div style="display: flex; justify-content: space-between; margin-bottom: 10px;"> <div style="width: 45%;"> <div style="border: 1px solid black; padding: 2px; text-align: center; margin-bottom: 5px;"> CAN H GREEN </div> <div style="border: 1px solid black; padding: 2px; text-align: center;"> CAN L WHITE </div> </div> <div style="width: 50%;"> </div> </div>																		

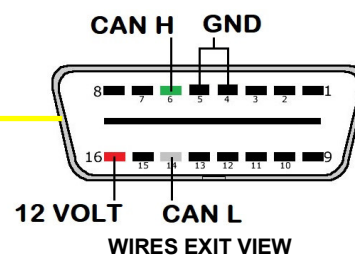
CANBUS**UNICO DUAL CONNECTIONS (CONNECTOR VIEW WIRES OUTPUT)**
DO NOT CONNECT THE WIRES NOT MENTIONED IN THE DIAGRAMS

CANBUS**UNICO DUAL CONNECTIONS (CONNECTOR VIEW WIRES OUTPUT)**
DO NOT CONNECT THE WIRES NOT MENTIONED IN THE DIAGRAMS

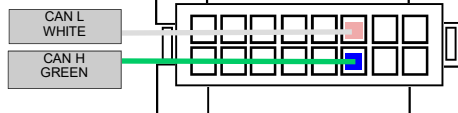
SPRINTER 2019

Connettore: OBD PLUG

TASTI BUTTONS	+	-	↑	↓
FUNZIONI FUNCTIONS	1	2	3	4

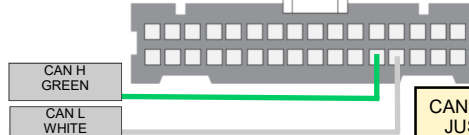


QASHQAI - JUKE



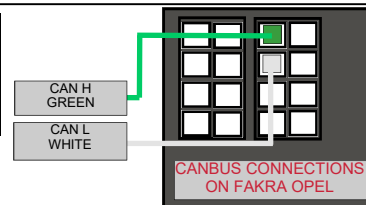
CANBUS WIRES ARE IN THE OBD PLUG

QASHQAI 2014

CANBUS CONNECTIONS
JUST FOR SERVICES
OUTPUTSCORSA - ASTRA H - MERIVA
NEW VECTRA
SIGNUM - TIGRA - NEW ZAFIRA
ANTARA

BUTTONS	VOL +	VOL -	▲	▼	⏮	⏭
FUNCTIONS	1	2	4	3	7	8

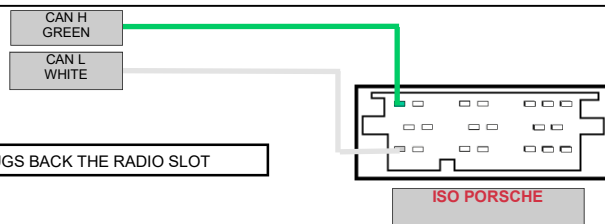
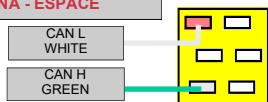
PLUGS BACK THE RADIO SLOT



CAYENNE TURBO

BUTTONS	+	▲	▼	⏮	⏭	🎵	MUTE
FUNCTIONS	1	2	4	3	7	8	

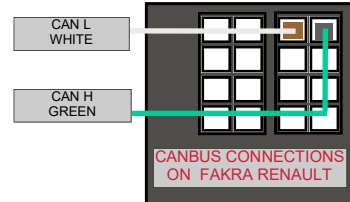
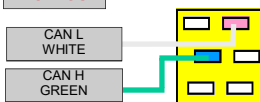
PLUGS BACK THE RADIO SLOT

MODUS - CLIO - MEGANE
LAGUNA - ESPACE

BUTTONS	+	▲	▼	⏮	⏭	🎵	SCR
FUNCTIONS	1	2	4	3	8	7	

PLUGS BACK THE RADIO SLOT

KOLEOS



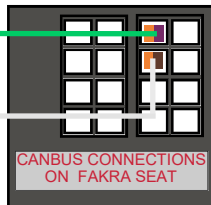
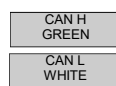
ALTEA - CORDOBA - LEON

BUTTONS	+	▲	▼	⏮	⏭	🔄	🎵
FUNCTIONS	1	2	4	3	7	8	

PLUGS BACK THE RADIO SLOT



OCTAVIA II - YETI - SUPERB



FORTWO

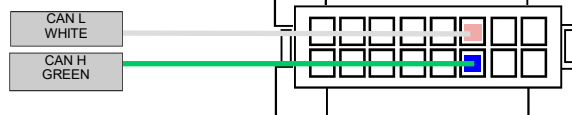
WIRES ARE BELOW THE DASHBOARD NEAR THE STEERING

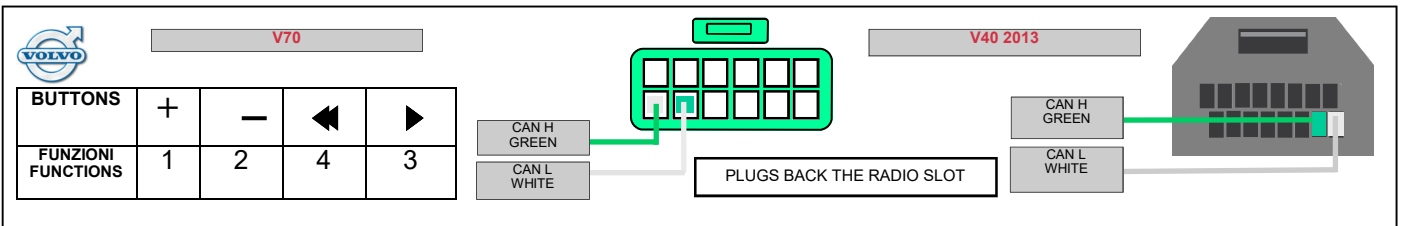
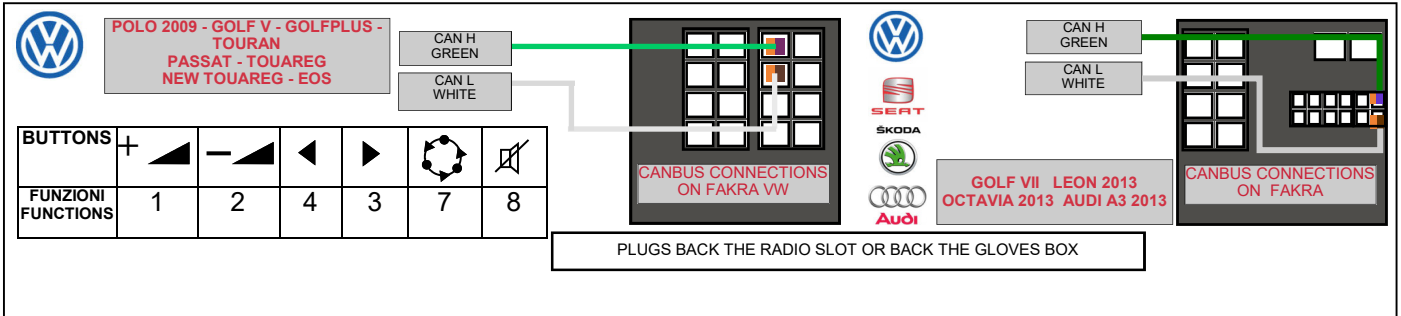
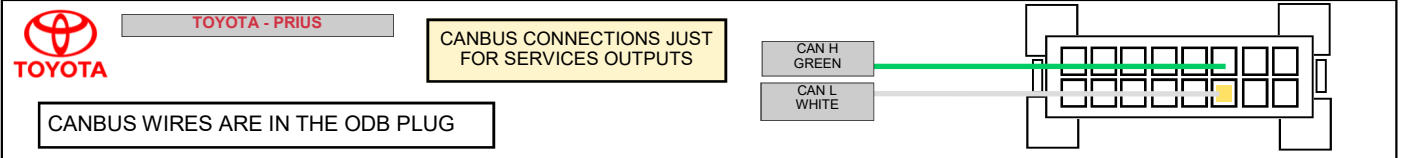
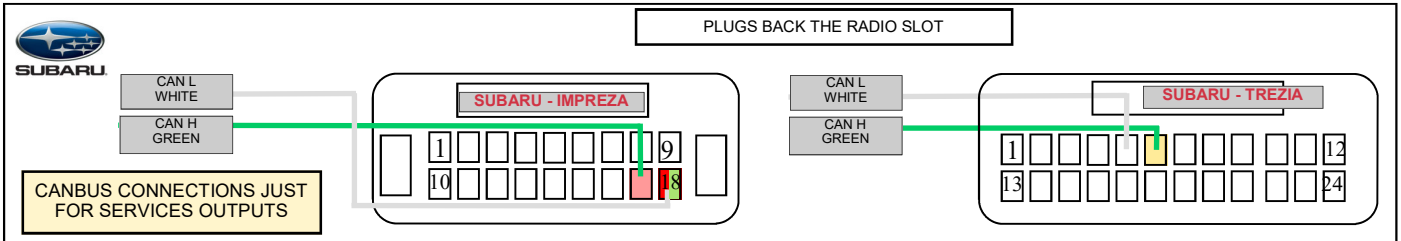
GREEN	CH	WHITE / GREEN (POS 6)
WHITE	CL	GREEN (POS 9)

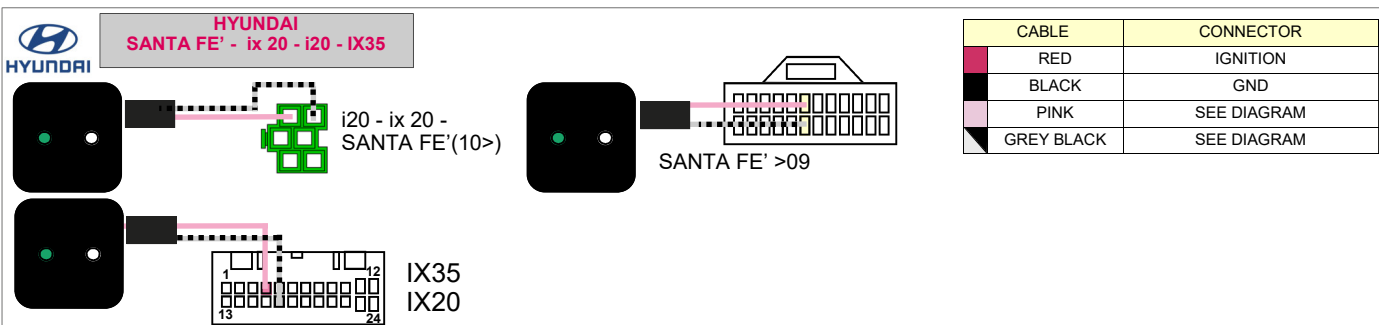
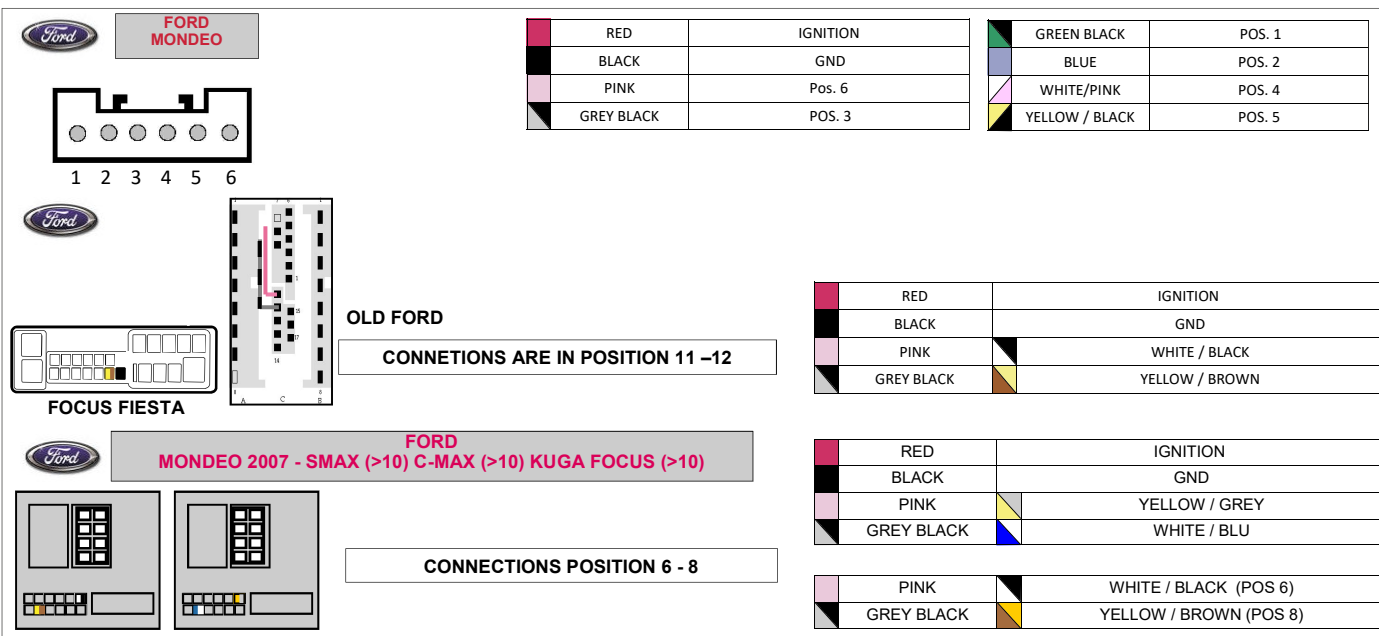
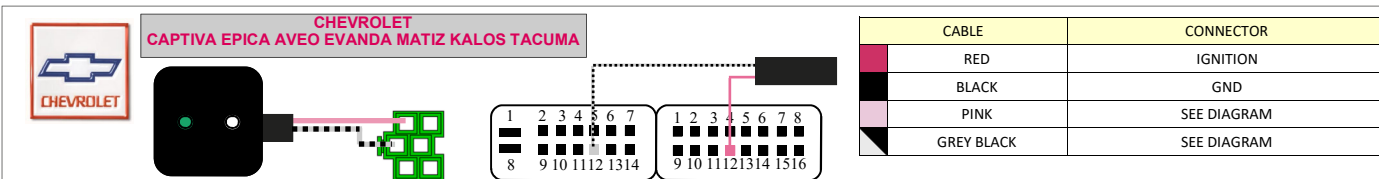
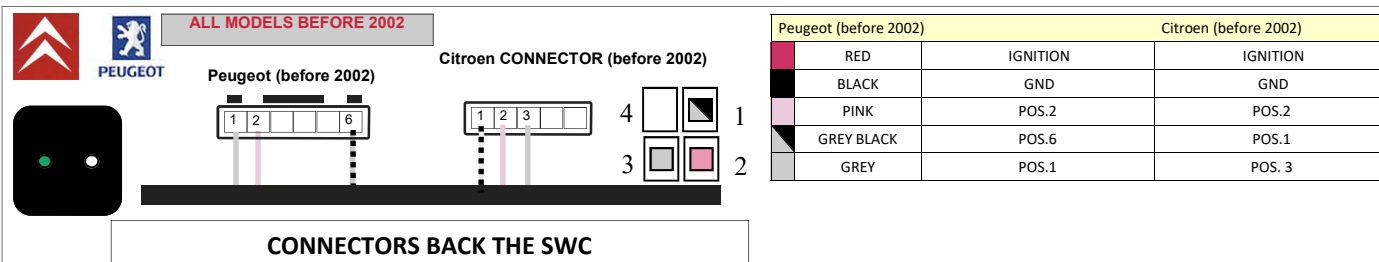
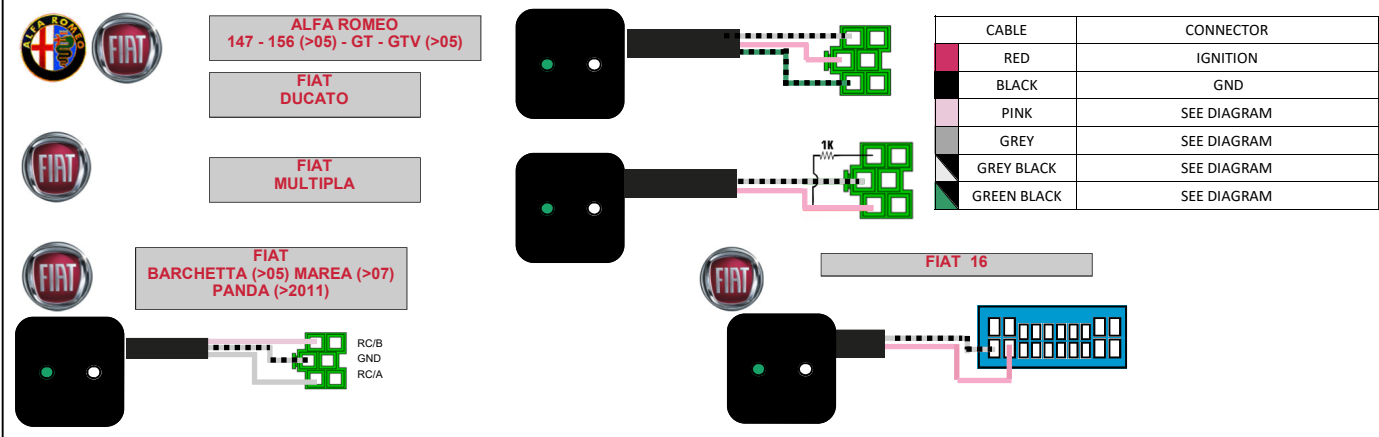


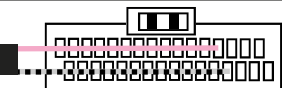
SSANGYONG - KORANDO 2011>

CANBUS WIRES ARE IN THE OBD PLUG

CANBUS CONNECTIONS JUST
FOR SERVICES OUTPUTS

CANBUS**UNICO DUAL CONNECTIONS (CONNECTOR VIEW WIRES OUTPUT)**
DO NOT CONNECT THE WIRES NOT MENTIONED IN THE DIAGRAMS

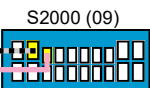

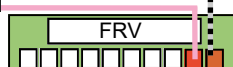


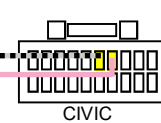

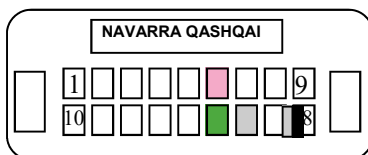
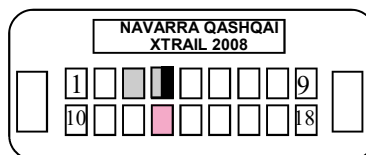
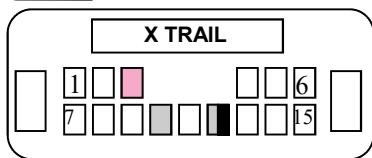
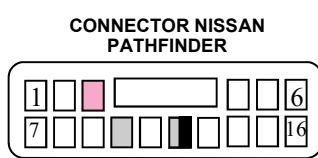
RESISTIVE**UNICO DUAL CONNECTIONS (CONNECTOR VIEW WIRES OUTPUT)**
DO NOT CONNECT THE WIRES NOT MENTIONED IN THE DIAGRAMS

RESISTIVE**UNICO DUAL CONNECTIONS (CONNECTOR VIEW WIRES OUTPUT)**
DO NOT CONNECT THE WIRES NOT MENTIONED IN THE DIAGRAMS**PAJERO**

RED	IGNITION
BLACK	GND
PINK	SEE DIAGRAM
GREY BLACK	SEE DIAGRAM

**OUTLANDER****HONDA**
CIVIC - S2000 (09) - FRV - ACCORD 08

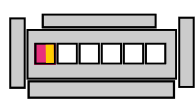
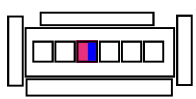
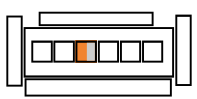
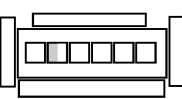
RED	IGNITION
BLACK	GND
PINK	SEE DIAGRAM
GREY BLACK	SEE DIAGRAM

**S2000 (09)****FRV****CIVIC****CONNECTOR MINIISO**
NISSAN MICRA - NOTE**NAVARRA QASHQAI****NAVARRA QASHQAI**
XTRAIL 2008**X TRAIL****CONNECTOR NISSAN**
PATHFINDER

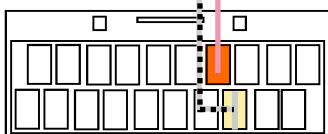

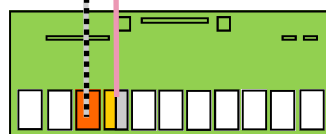
CABLE	NISSAN MICRA /NOTE	NISSAN ALMERA	NISSAN NAVARRA QASHQAI	XTRAIL	NISSAN PATHFINDER	NAVARRA QASHQAI XTRAIL 2008
RED			IGNITION			
BLACK			GND			
PINK	WHITE	GREEN/PINK	POS. 6	POS. 3	POS 3	POS 3
GREY/BLACK	BLUE	GREEN/ORANGE	POS. 15	POS. 12	POS 12	POS 4
GREY	BLU/GREY	GREEN/WHITE	POS. 16	POS. 10	POS 10	POS 13



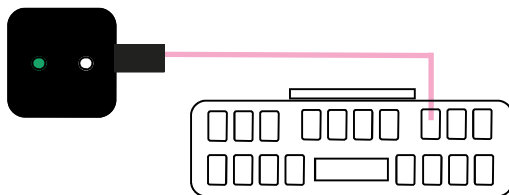
	VOYAGER	GRAND CHEROKEE	CHEROKEE
RED	IGNITION		
BLACK	GND		
PINK	GREY WHITE	RED YELLOW	GREY ORANGE

JGC 2001>CUT RED YELLOW WIRE AND
CONNECT PINK**CHEROKEE 2003>04**CUT RED BLUE WIRE AND CONNECT
PINK**CHEROKEE 2004>05**CUT GREY ORANGE WIRE AND CONNECT
PINK**VOYAGER 2001>**CUT GREY WHITE WIRE AND
CONNECT PINK**CONNECTOR BACK THE
SWC****CONNECTOR ISO OPEL****OPEL**
**ALL MODELS BEFORE
2002**

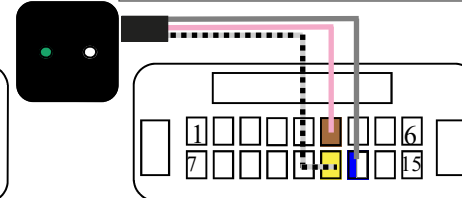
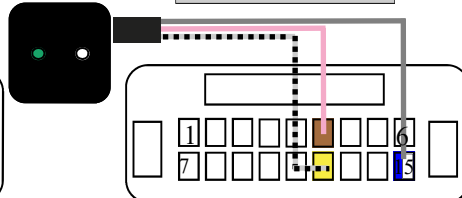
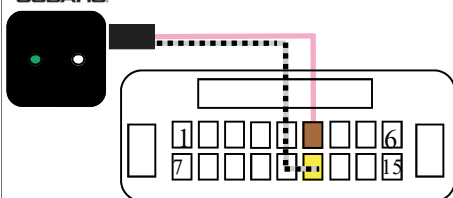
	OPEL CONNECTOR
RED	IGNITION
BLACK	GND
PINK	BLU / RED

**FREELANDER II**
RANGE ROVER SPORT**FREELANDER II 2011>**
**CONNESSIONE DITRO
IL DISPLAY**

RED	IGNITION
BLACK	GND
PINK	SEE DIAGRAM
GREY BLACK	SEE DIAGRAM

RESISTIVE**UNICO DUAL CONNECTIONS (CONNECTOR VIEW WIRES OUTPUT)**
DO NOT CONNECT THE WIRES NOT MENTIONED IN THE DIAGRAMS**SSANGYONG**
KYRON - ACTYON - KYRON - KORANDO

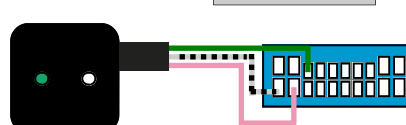
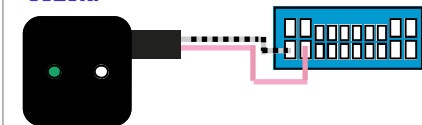
CABLE	CONNECTOR
RED	IGNITION
BLACK	GND
PINK	SEE DIAGRAM

**IMPREZA - FORESTER**
OUTBACK**OUTBACK 2012>**
LEGACY 2011>**IMPREZA 2011> FORESTER 2012>**
XV 2012>

RED	IGNITION
BLACK	GND
PINK	SEE DIAGRAM
GREY BLACK	SEE DIAGRAM
GREY	SEE DIAGRAM

**SUZUKI**
SX4 - GRAN VITARA - SWIFT**SUZUKI**
SWIFT 2011>
SX4 CROSS

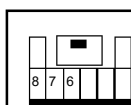
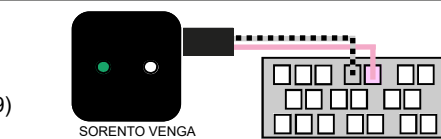
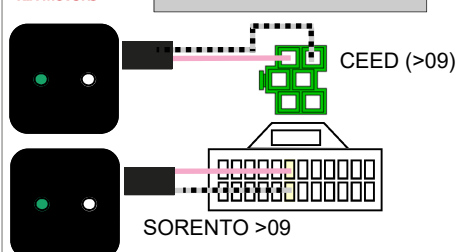
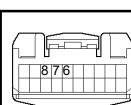
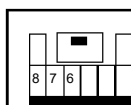
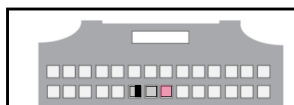
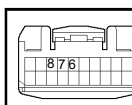
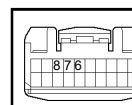
RED	IGNITION
BLACK	GND
PINK	SEE DIAGRAM
GREY BLACK	SEE DIAGRAM
GREY	SEE DIAGRAM

**KIA**
SORENTO - VENZA - SOUL - CEED

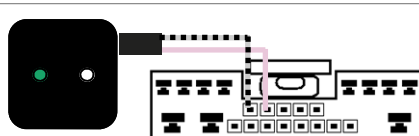
CEED (>09)

SORENTO VENZA
SOUL E CEED 2010

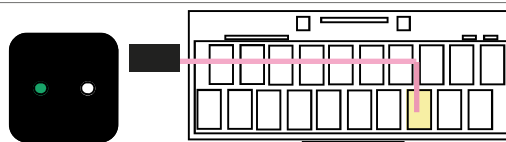
CABLE	CONNECTOR
RED	IGNITION
BLACK	GND
PINK	SEE DIAGRAM
GREY BLACK	SEE DIAGRAM

CONNECTOR
RAV4CONNECTOR
AVENSISCONNECTOR
YARISCONNECTOR
VERSO 2013CONNECTOR
COROLLACONNECTOR
AURIS

CABLE	CONNECTOR
RED	IGNITION
BLACK	GND
PINK	POS 7
GREY BLACK	POS 6
GREY	POS 8

**MAZDA**
2 - 3 - 5 - 6 - CX7

CABLE	CONNECTOR
RED	IGNITION
BLACK	GND
PINK	RED / BLACK
GREY BLACK	GREEN / WHITE

**JAGUAR XTYPE** STYPE

CABLE	CONNECTOR
RED	IGNITION
BLACK	GND
PINK	SEE DIAGRAM

RESISTIVE	UNICO DUAL CONNECTIONS (CONNECTOR VIEW WIRES OUTPUT) DO NOT CONNECT THE WIRES NOT MENTIONED IN THE DIAGRAMS
------------------	--