




## Installation Manual Double DIN Kit

Part-No.: 381143-04

### • Hyundai Tucson 2005->

Compatible with double DIN devices



Double DIN Kit contents

• (1) Metal Frame


• Installation Kit (2)

## Installation Manual Double DIN Kit


You need a new OEM double DIN panel by Hyundai in order to install a double DIN head unit




1. Remove gear shift panel



2. Remove center console




3. Install metal frame



(Beispielabbildung)

Mount the metal brackets with the double DIN head unit



(Beispielabbildung)

*The position of the copper coloured holder can be adjusted to your needs for perfect fit. (see sample)*

4. Push double DIN head unit into metal frame

Install everything in reverse order to finish installation

*All installation work must be performed by a qualified professional installer only.  
The manufacturer / dealer is not liable for any kind of incidental or indirect damages.*